

Farm & Ranch

\$800.00



Concrete Stock Water Tank
1,000 Gallons - 6' 6" by 12'
Approved by NRCS
Sheep Tanks also Available

\$19.00/ft



Fenceline Feed Bunks
3' wide by 10' long
Sits on 6" Bunk Block
Fence Posts Attach in Center
Yard Bunks also Available

\$1450.00



Winter Stock Water Tank
1,400 Gallons - 7' by 12'
2 - Compartment Tank

\$200.00



Livestock Waterer Pad
5' 7" by 8'
15" Hole in center

\$17.00/ft



Cattle Guard "L" Buttress
4', 8', & 12' lengths
18" wide by 24" high
Built for Steel Rails

\$1600.00



Fuel Containment Tank
2,350 Gallons - 13' 5" by 7' 2"
Holds 1-2,000 gal. or
2-1,000 gal tanks
Other sizes available

Tanks

Septic Tanks



- 500 Gallon, 1cmp, 1pc (50"Wx96"Lx44"H) \$ 800.00
- 1000 Gallon, 1cmp, 1pc (67"Wx96"Lx59"H) \$ 1,000.00
- 1000 Gallon, 1cmp, 2pc (50"Wx96"Lx80"H) \$ 1,000.00
- 1250 Gallon, 1cmp, 2pc (72"Wx102"Lx82"H) \$ 1,200.00
- 1500 Gallon, 1cmp, 1pc (67"Wx144"Lx59"H) \$ 1,250.00
- 1500 Gallon, 2cmp, 1pc (67"Wx144"Lx59"H) \$ 1,400.00
- 2500 Gallon, 1cmp, 2pc (84"Wx144"Lx72"H) \$ 1,850.00
- 2500 Gallon, 2cmp, 2pc (84"Wx144"Lx72"H) \$ 1,950.00

Wyoming Septic Tanks



- 1000 Gallon, 1cmp, 1pc (72"Wx106"Lx67"H) \$ 1,000.00
- 1500 Gallon, 1cmp, 1pc (56"Wx144"Lx67"H) \$ 1,250.00
- 1500 Gallon, 2cmp, 2pc (84"Wx144"Lx72"H) \$ 1,400.00

Cistern Tanks



- 1500 Gallon, 1 pc (72"Wx96"Lx60"H) \$ 1,400.00
- 1850 Gallon, 1 pc (67"Wx144"Lx59"H) \$ 2,050.00
- 2900 Gallon, 2 pc (84"Wx144"Lx72"H) \$ 2,200.00

Well Pits



- Standard Well Pit (50"Wx96"Lx80"H) \$ 1,050.00
- Medium Well Pit (72"W x 102"Lx82"H) \$ 1,200.00
- Large Well Pit (Special Order) (84"Wx144"Lx72"H) \$ 2,100.00

BOOM

Concrete, Inc.

Boom Concrete, Inc.
220 Girard Avenue
PO Box 437
Newell, SD 57760

2019

PRODUCTS

Aggregates
Benches
Bird Baths
Boat Ramps
Cattle Guard Block
Cisterns
Feed Bunks
Fence
Flower Pots
Fuel Contain. Tanks
Garbage Cans
Lawn Edging
Parking Curbs
Patio Pavers
Picnic Tables
Plinth Blocks
Redi Mix
Retaining Walls
Splash Blocks
Septic Tanks
Steps
Stock Tanks
Storm Shelters
Tile
Well Pits
Vault Toilets












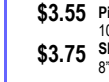








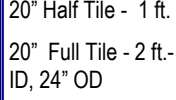
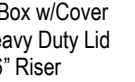





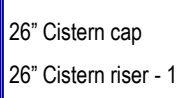
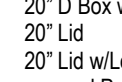





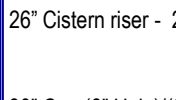
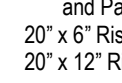





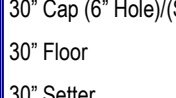
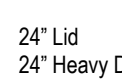

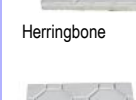


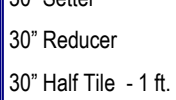
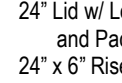




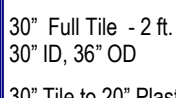
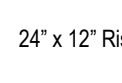



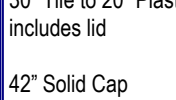


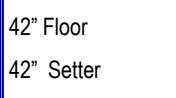
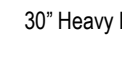
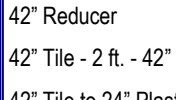
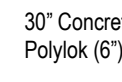
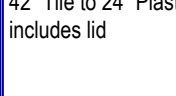
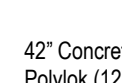



Replace
this... with a

Toll Free: 800-464-2600
Telephone: 605-456-2600
Fax: 605-456-6060
Website: www.boomcon.com
Email: smorell@boomcon.com

Landscape Products

Retaining Wall Block

Risers-Reducers-Lids

Picnic Table		Patio Pavers		Plinth Block		Knob Style		Mid-size		Concrete Tile		Polylok	
	\$425.00 Exposed Aggregate 48" Round Table, Three Curved Benches 16" high		\$2.15 12" Square		\$3.75 Cup - 11" sq base, 8" high, 4" sq cup		\$100.00 Knob Full Block Stacked Stone or Landscape Rock Face 4' long, 2' high, 2' deep; 2,250 lbs.		\$25.00 Mid-size Landscape Full Block 2' long, 1' high, 2' deep; 560 lbs.		\$ 50.00 20" Cap (6"hole)/(Solid)		\$ 54.00 12" D Box w/Cover
	\$350.00 Exposed Aggregate 60" long 12" wide 16" high		\$4.40 24" Square		\$3.55 Pin - 9 1/2" sq base, 10 1/4" high, 1 3/4" pin		\$65.00 Knob / Recess Top - Half Block Stacked Stone or Landscape Rock Face 2' long, 2' high, 2' deep; 1,200 lbs/ 975 lbs		\$19.00 Mid-size Landscape Short Block 2' long, 1' high, 1' deep; 375 lbs.		\$ 50.00 20" Floor		\$ 24.00 12" Heavy Duty Lid
	\$125.00 Exposed Aggregate 60" long 12" wide 16" high		\$3.75 ea./ 20 or more		\$3.75 Slot - 11"sq base, 8" high, 1 3/4" slot	Ash/ Garbage Container			\$16.00 Mid-size Landscape Full Half Block 1' long, 1' high, 2' deep; 280 lbs.		\$ 48.00 20" Half Tile - 1 ft.		\$ 24.00 12" x 6" Riser
	\$125.00 Exposed Aggregate 48" long 12" wide 16" high		\$4.25		\$45.00 Exposed Aggregate Round 8" diameter - 30" tall		\$100.00 Recess Top Stacked Stone or Landscape Rock Face 2' wide, 4' long, 2' high; 6" recess; 2,100 lbs		\$14.00 Mid-size Landscape Short Half Block 1' long, 1' high, 1' deep; 150 lbs.		\$ 50.00 20" Full Tile - 2 ft.- 230# - 20" ID, 24" OD		\$ 74.00 20" D Box w/Cover
	\$45.00 Exposed Aggregate 20" Bowl 22" or 25" high		\$4.25		\$250.00 Exposed Aggregate Octagon Shaped 32 gal plastic liner 32" diameter - 36" tall Brown metal lid-10gal		\$115.00 Knob / Recess Top - Corner Block Stacked Stone or Landscape Rock Face 4' long, 2' high, 2' deep; 2,850 lbs/ 2,400 lbs		\$22.00 Mid-size Landscape Full Recess Top Block 2' long, 1' high, 2' deep; 6" recess; 425 lbs.		\$ 55.00 26" Cistern cap		\$ 25.00 20" Lid
	\$35.00 Exposed Aggregate Small Square 14" wide, 16" high \$45.00 Large Square 20" wide, 18" high		\$3.75 ea./ 20 or more		\$3.00 18" Scalloped Straight \$6.00 36" Scalloped Straight \$4.00 90 Degree Corner \$4.75 Curved 8 Pieces/72" OD \$6.25 Curved 4 Pieces/48" OD		\$100.00 Knob / Recess Top - Sloped End Block Stacked Stone or Landscape Rock Face 2' wide, 4' long, 2' high; 1,800 lbs		\$18.00 Mid-size Landscape Short Recess Top Block 2' long, 1' high, 1' deep; 6" recess; 275 lbs.		\$ 55.00 26" Cistern riser - 1 ft.		\$ 139.00 20" Lid w/Locking Ring and Padlock
	\$35.00 Stained-Variety of colors available 12.5" DIA x 9" H		\$3.75 ea./ 20 or more	Splash			\$45.00 Landscape Step Stone Face 48" wide, 30" deep, 7" riser; 850 lbs Stack to create steps		\$25.00 Sloped End Blocks / Corner Blocks 2' long, 1' high, 2' deep; 475 lbs.		\$ 61.00 26" Cistern riser - 2ft.		\$ 27.00 24" Lid
	\$45.00 Exposed Aggregate Rectangle 12" wide 46" long 12" high		\$3.75 ea./ 20 or more		\$7.00 Plain - 30" long, 12" wide, 3" deep \$20.00 Commercial - 36" long, 18" wide, 4" deep \$9.25 Exposed Aggregate 30" long				\$22.00 Mid-size Landscape Full Recess Top Block 2' long, 1' high, 2' deep; 6" recess; 425 lbs.		\$ 60.00 30" Cap (6" Hole)/(Solid)		\$ 54.00 24" Heavy Duty Lid
	\$23.00 72" Standard- \$30.00 84" Standard- 81/2" wide, 5" high \$40.00 84" Heavy Duty- 10" wide, 8" high		\$3.75 ea./ 20 or more						\$18.00 Mid-size Landscape Short Recess Top Block 2' long, 1' high, 1' deep; 6" recess; 275 lbs.		\$ 73.00 30" Floor		\$ 139.00 24" Lid w/ Locking Ring and Padlock
									\$25.00 Sloped End Blocks / Corner Blocks 2' long, 1' high, 2' deep; 475 lbs.		\$ 108.00 30" Setter		\$ 34.00 24" x 6" Riser
											\$ 85.00 30" Reducer		\$ 44.00 24" x 12" Riser
											\$ 80.00 30" Full Tile - 2 ft. - 600# - 30" ID, 36" OD		\$ 114.00 30" Heavy Duty Lid
											\$ 99.00 42" Solid Cap		\$ 121.00 30" Concrete Tile to 20" Polylok (6") includes lid
											\$ 100.00 42" Floor		\$ 141.00 42" Concrete Tile to 24" Polylok (12") includes lid
											\$ 122.00 42" Setter		
											\$ 90.00 42" Reducer		
											\$ 105.00 42" Tile - 2 ft. - 42" ID, 48" OD		
											\$ 141.00 42" Tile to 24" Plastic (12") includes lid		